

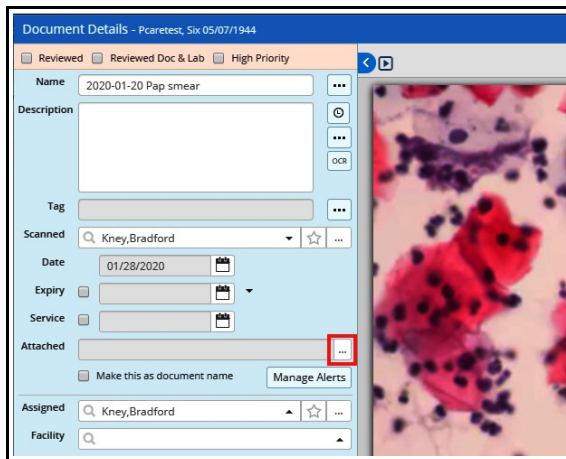
Quality Measure: Cancer Screening in 2020

The quality measures for cancer screening in 2020 are similar to those in past years, with a few small changes.

CMS Quality Measures		
CMS 122	DM: HbA1c poor control (>9%)	Lab, but must be ordered and drawn
CMS 123	DM: Foot exam (18-75)	Preventive Medicine-Quality Measure
CMS 124	Cervical cancer screening (21-64)	Pap = Lab. If elsewhere, place order & scan
CMS 125	Breast cancer screening (50-74)	Mammo = DI. If elsewhere, place order & scan
CMS 127	Pneumococcal vaccine (≥65)	Had the vaccine
CMS 130	Colorectal screening (50-75)	Colonoscopy, Cologuard, FIT

Cervical Cancer Screening

For all women aged 21 to 64 who have a cervix, a Pap without HPV testing should be done every 3 years (the USPSTF recommends against HPV testing in women under age 30), or a Pap with HPV testing should be done every 5 years (typically done for women age 30 and older). If the testing is done at Prima CARE, the quality measure (found in CDSS) is automatically satisfied – no additional steps are necessary.



However, if the Pap smear is done outside of Prima CARE, the report of the Pap smear must be scanned into the lab subfolder of the patient documents folder. Then this document was be linked to an order for a Pap smear.

To link the scan to an order, click on the ellipsis next to “Attached”.

Then click on “New” in the lab folder. If the lab folder doesn't open after clicking on the ellipsis above, make sure the Pap smear has been filed in the lab subfolder of the patient documents folder.

Result Dt	Labs	Reason	Result	Received	Reve
	Urinalysis Dipstick w/			No	No
9	09/17/2019	Lipid Profile (Prima Ca		Yes	Yes
	06/25/2019	LDL Cholesterol (Direct)		Yes	Yes
6	02/01/2016	THINPREP TIS PAP REFLEX	ASCUS	Yes	Yes

Check the box next to the Pap smear that was just entered – and click “OK” at the bottom right of the screen (not shown in the screenshot below).

	HM	S	O	W	Order Dt	Coll Dt	Result Dt	Labs	Reason	Result	Received	Reviewed
<input type="checkbox"/>			F	w	01/27/2020			Urinalysis Dipstick w/			No	No
<input checked="" type="checkbox"/>	<input checked="" type="checkbox"/>		V	w	01/20/2020	01/20/2020	01/20/2020	THINPREP TIS PAP AND HPV		Negative	Yes	Yes
<input type="checkbox"/>			V	w	09/17/2019	06/01/2019	09/17/2019	Lipid Profile (Prima Ca			Yes	Yes
<input type="checkbox"/>	HM		V	w	06/25/2019		06/25/2019	LDL Cholesterol (Direct)			Yes	Yes

Document Details - Pcaretest, Six 05/07/1944

Reviewed Reviewed Doc & Lab High Priority

Name: 2020-01-20 Pap smear

Description:

Tag:

Scanned: Kney, Bradford

Date: 01/28/2020

Expiry: MM/DD/YYYY

Service: MM/DD/YYYY

Attached: 01/20/2020 THINPREP TIS PAP AND HPV mRNA

The order for the Pap smear has now been attached to the Pap smear results. In the lab folder, there will now be a gray paperclip next to the order – which when clicked will open the Pap smear report (in this test patient, I scanned in an image of a Pap smear – in a real patient, a report of the Pap smear would be seen). This now satisfies the quality measure for cervical cancer screening.

If the woman had a hysterectomy (with removal of the cervix), she is excluded from this measure IF there is an operative note scanned into eCW. So long as the operative note has been scanned in to eCW, no additional documentation is needed in the Preventive Medicine folder.

However, if no hysterectomy operative note can be found, documentation of the absence of a cervix noted on physical exam suffices to exclude the patient so long as this is documented in the “Notes” section of the Quality Measures folder.

Quality Measure	Symptom	Presence	Notes
Quality Measure Exclusion			
ADV CARE PLANNING			
Counseling			
Well Visit			
Fall Prevention			
Depression Screening			
YOUR PREVENTIVE WELLNESS PLAN			
YOUR PREVENTIVE WELLNESS PLAN			
COMPLIANCE:			
Dr.Cummings counseling			
CH/KO			
SORIAL			
	S. Diabetic Eyes Exam	>	
	S. Diabetic Foot Exam	>	
	S. Medication reconciliation post discharge	>	
	S. Pain Assessment and Follow up	>	
	S. Postoperative Complications	>	
	S. Ejection Fraction	>	
	S. Spirometry	>	
	S. BP Management	>	
	S. Urinary Incontinence	>	
	S. Cervical Cancer screening not performed	>	
	S. Transition of care visit from other inpat...	>	

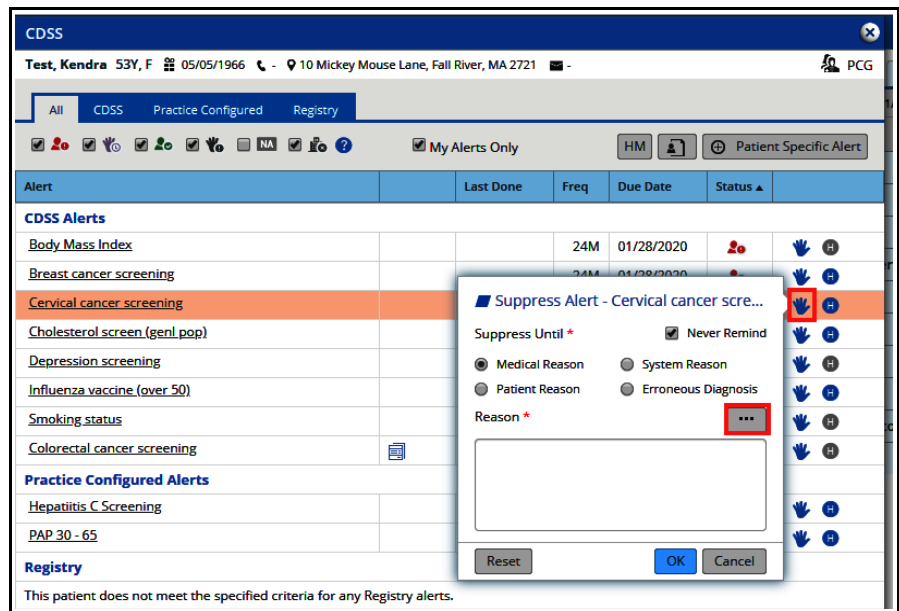
Default | Default For All | Clear All

Name: Reason

Value: History of hysterectomy

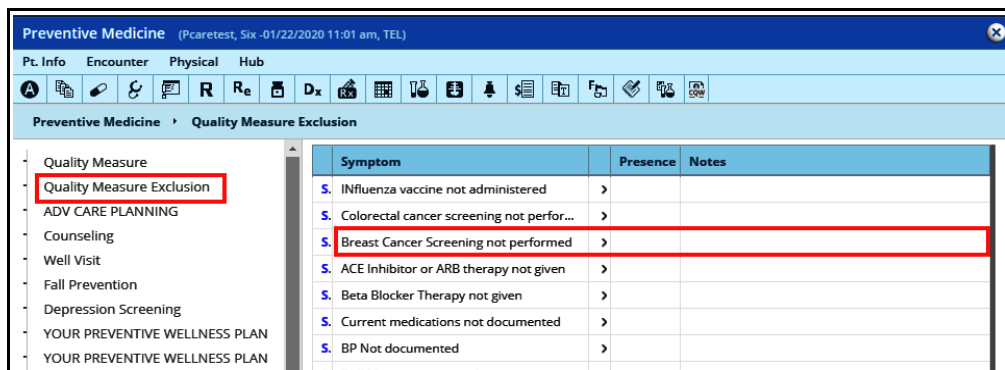
Notes: Absence of cervix documented by ph...

This alert should also be suppressed CDSS. Click on the icon of the hand, click the box “Never Remind”, and then click on the ellipsis to open the notes box to report the reason for suppression (in this case – a past hysterectomy).



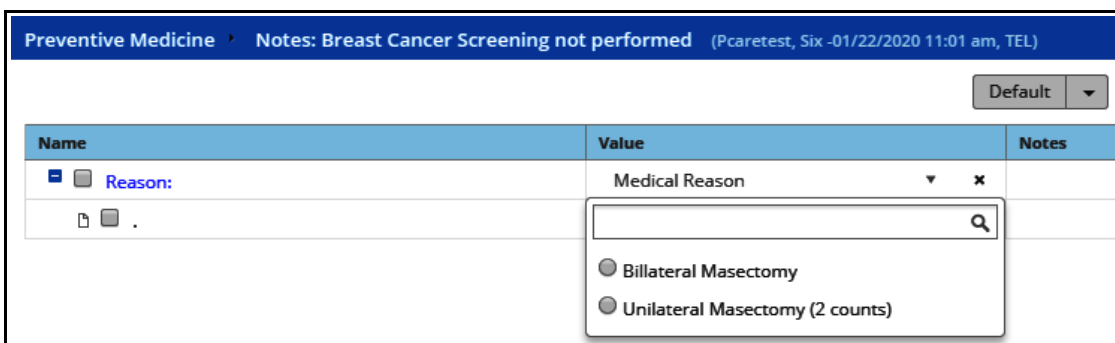
Breast Cancer Screening

For women aged 50 to 74, a mammogram should be done every 2 years. If the mammogram is performed a Prima CARE radiology, nothing more needs to be done. If this is done outside of Prima CARE, the report should be scanned into eCW and linked to an order for a mammogram (the same workflow shown earlier for Pap smears – the only difference is that the mammogram report must be filed in the imaging documents folder).



The only qualifying exclusion for this measure is a history of a bilateral mastectomy (or 2 unilateral mastectomies).

Operative notes should be scanned into eCW, and this should be documented in the Quality Measure Exclusion folder. I would also suggest suppressing the alert in CDSS.



Colorectal Cancer Screening

Colon cancer screening can be accomplished by any of the following:

- Colonoscopy in the past 10 years
- CT colonography in the past 5 years
- FIT testing in the current measurement year (2019)
- Flexible sigmoidoscopy in the past 5 years
- FIT-DNA testing done in the past 3 years

If any of these tests/procedures are performed at Prima CARE, nothing more needs to be done (CT colonography is not currently performed at Prima CARE). If they are done outside of Prima CARE, the result needs to be scanned into eCW (either into the lab folder or DI folder, depending on the test), and then linked to an order (using the workflow described above for Pap smears).

Since July, 2019, many of the Prima CARE colonoscopies have been done at our ambulatory surgical center. The ASC module can be accessed from the Hub, progress notes, and telephone/web encounters.

Patient Hub (Pcaretest, Six)

Pcaretest, Six 75Y, F INFO

191 PLEASANT ST, FALL RIVER, MA-02721-3013
401-555-1818 | |
bkney@prima-care.com | 05/07/1944
Account No: 332178 | Messenger Enabled: Yes
Web Enabled: Yes | healow Tracker Data: No |

Advanced Directive : HCP(11/05/2019)*
Insurance : Medicare Mass Pa
Last vMsg : 09/09/2019 , 1901-
PCP : Kney, Bradford
Rendering Pr : Kney, Bradford

Billing

Patient Balance : \$0.00
Collection Balance : \$0.00
Account Balance : \$0.00
Collection Status :
Assigned to :

! Billing Alert Guarantor Balance

Account Inquiry Billing Logs

Structured Data

Veteran	1	0
Seasonal		
Migrant		
Homeless	1	2
Limited English Proficiency		
Public Housing	2	0
Drivers License Number		

Labs DI Re
Actions Tel Enc W
Docs P2P

Encounter Date: From To Filter

Progress Note

ENCOUNTER

COLONOSCOPY 01/09/2020, 0730

Progress Notes

- Operative Record - Donald RSutherland
- Discharge Summary - Donald Sutherland
- Discharge Instructions
- Nursing Records - PreOperative
- Nursing Records - IntraOperative
- Nursing Records - PostOperative
- Anesthesia - PreOperative
- Anesthesia - IntraOperative
- Anesthesia - PostOperative
- Summary

Description of Procedure:

Sutherland, Donald
2020-01-09
08:09:00

Colonoscopy

CONSENT : informed consent was obtained preope

INDICATION : adenomatous colonic polyps

PROCEDURE : the Olympus video colonoscope was trouble clearing the cecum but overall this was an a small sessile polyp was seen at 20 cm in the sigmoid polypectomy. retroflexed view the anus was norma

IMPRESSION : colonic polyp

PLAN : colonoscopy in 5 years

Complications:

Sutherland, Donald
2020-01-09
08:09:00

Colonoscopy

The patient tolerated the procedure without compl

Colonoscopy reports can be found easily in ASC encounters. Any colonoscopy done at Prima CARE will automatically satisfy the colon cancer screening quality measure.

Brad Kney, MD
January 28, 2020